PERSONAL DESIGN JOURNAL

Team 2 | The Living Room

Daniell Ingemann Fangel Skourup

INTRO

Portfolio Project 6 - ***A living room for the living***

In this design journal I will describe different aspects I have been working on during this project. The journal is written in categories of topics and will therefore not be in a perfect chronological order.

Screenshot of full Adobe XD document

THE ROOM

First and foremost I worked on measuring the living room, to have a better understanding of the room the team was given. There were made several calculations - both measured for the 1:9 and 1:1 scale.



Furthermore calculations of the walls were also made, to get a full overview of the living room.

THE APP

After the calculations of the living room development of the app prototype began. First the planning of flow and features was made, and thereafter the actual prototyping. The prototype is made as a mix between a wireframe and a mockup.

Screenshot of application prototype version 1

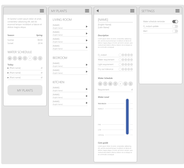

Screenshot of application prototype version 2

COLOR SCHEME

The color scheme was created with four base colors (white, light grey, dark grey, black), 1 unique primary color (dark sand) and 5 secondary colors (red, orange, yellow, green, blue).

WATER LEVEL SENSOR

As part of the functionality for the application, the water level sensor was made. The functionality between the application prototype and the Arduino prototype does however not exist - however we are able to showcase the idea behind this function.

DESIGN JOURNAL

A design journal for the team was created, describing every single aspect of the project.

RESEARCH POSTER

The research poster displaying core aspects of the project was created, showcasing the various components of the concept.

EXTRA
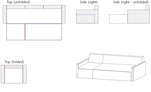
A test model of a sofa was created. The idea behind this sofa was space efficiency and customization. The sofa is thought to be extendable from an I-shape to a L-shape, and to a bed.